

DRIVER _____

TRACK _____

RACE _____

TEMP _____

DATE _____

BEST LAP _____

BEST RESULT _____

QUALIFYING POS. _____

FINAL POS. _____

TRACK SIZE ☐ TIGHT ☐ MEDIUM ☐ OPEN

SURFACE ☐ DUSTY ☐ BLUE GROOVE ☐ LOW GRIP ☐ MEDIUM GRIP ☐ HIGH GRIP

CONDITION ☐ SMOOTH ☐ BUMPY ☐ 50/50 ☐ CLAY ☐ GROOVE WITH DUST ☐ EDGY

ENGINE _____
PLUG _____
PIPE _____
FUEL _____

CLUTCH _____
CLUTCH SHOES _____
CLUTCH SPRINGS _____
RUNTIME _____

FRONT DIFF OIL _____
CENTER DIFF OIL _____
REAR DIFF OIL _____

OIL QUANTITY(gr) _____
OIL QUANTITY(gr) _____
OIL QUANTITY(gr) _____

DIFF GEAR _____
DIFF PINION _____
SPUR GEAR _____
CLUTCH BELL _____

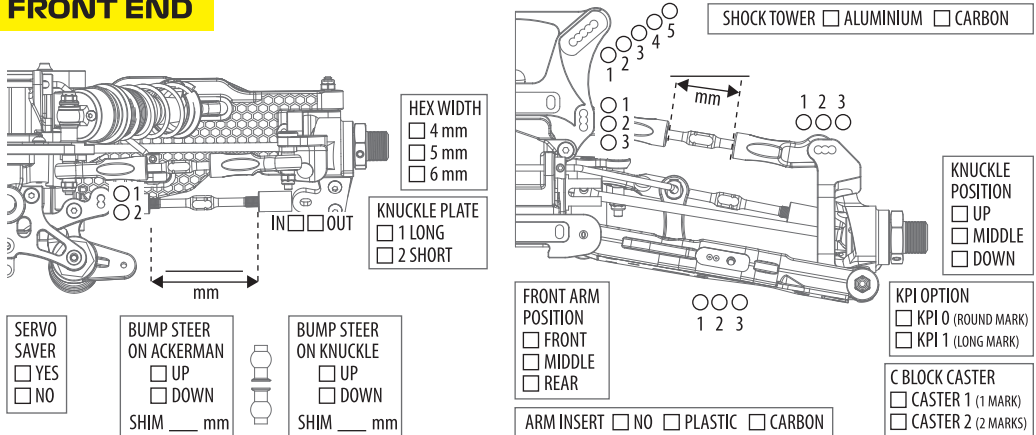
SHOCKS

FRONT

REAR

OIL _____
PISTON _____
SPRING _____
LENGTH _____
VISIBLE SHAFT _____
LENGTH _____
REBOUND _____
FRONT SHOCK ☐ LONG ☐ SHORT
END ☐ SHORT
SHOCKS ☐ EMULSION
TYPE ☐ BLADDER
NOTES _____

FRONT END



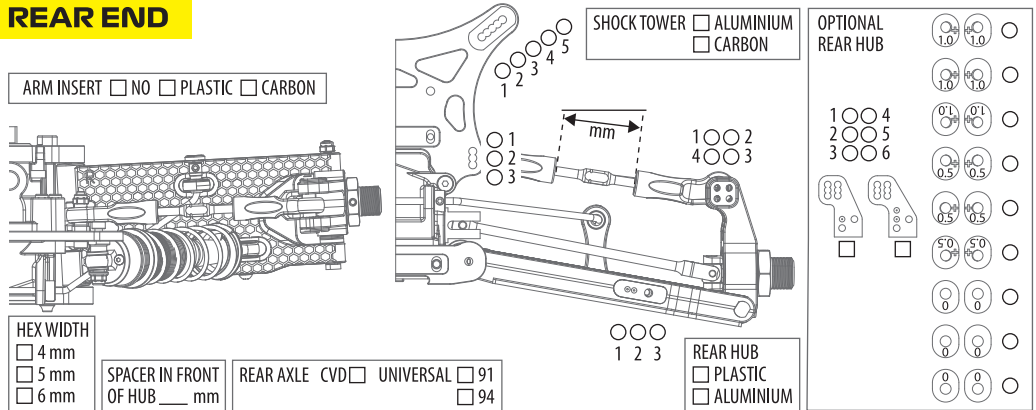
CHASSIS

FRONT

REAR

CAMBER _____
RIDE HEIGHT _____
DOWNTRAVEL (WITH TYRES) _____
DOWNTRAVEL (on 36mm blocks) _____
ANTI ROLL BARS _____
BRAKE BALANCE _____
ENGINE MOUNT ☐ FORWARD (+2mm) ☐ SHORT
☐ BACKWARD (-2mm) ☐ LONG
THROTTLE ☐ SHORT
SERVO MOUNT ☐ LONG WEIGHT _____

REAR END

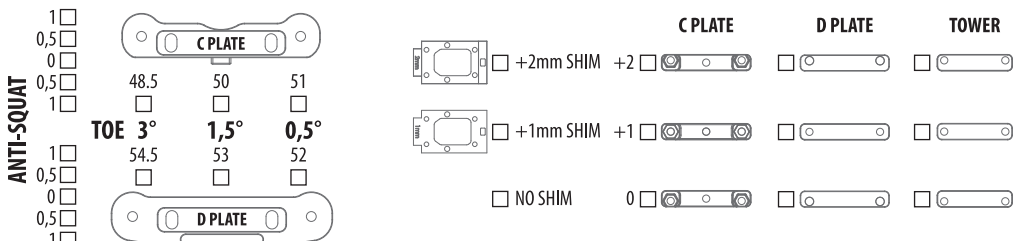


TYRES

FRONT

REAR

BRAND _____
TREAD _____
COMPOUND _____
WHEELS _____
INSERTS _____
GLUED ☐ YES ☐ NO
TO WHEEL ☐ YES ☐ NO



RADIO SETTINGS

THROTTLE

STEERING

DUAL RATE _____
SPEED _____
EXPO _____
SERVO MODEL _____
THROTTLE _____
BRAKE _____
ELECTRIC EPA _____

BODY & WING

BODYSHELL _____
WING BRAND _____
WING MODEL _____
WING POSITION ☐ 1 ☐ 2 ☐ 3 ☐ 4
1 IS FRONT HOLE (WING BACK)
WING FLAPS ☐ BIG ☐ SMALL ☐ BOTH
GURNEY ☐ NO ☐ SMALL ☐ BIG

NOTES

