

Driver

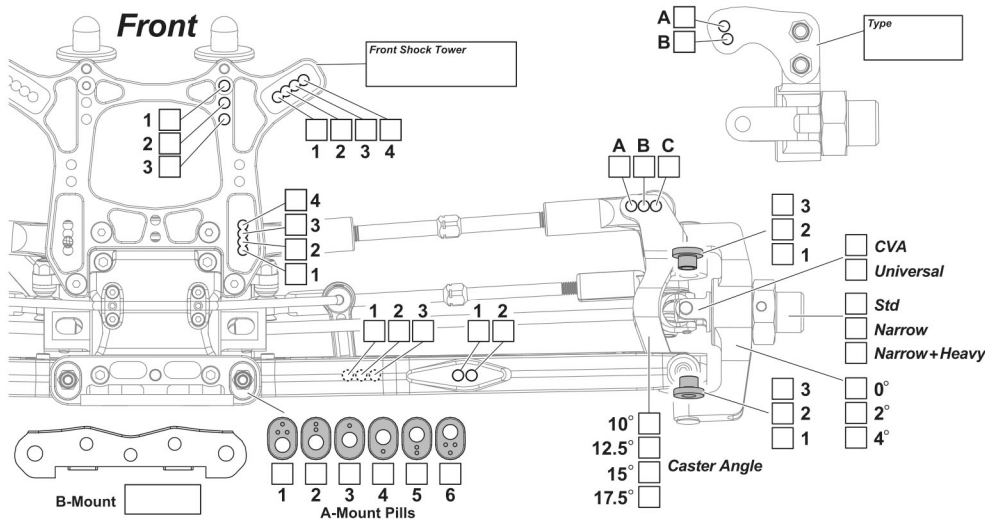
Date

Track

Event

Track Condition

Temperature



Ride Height _____ mm

Camber Angle _____ °

Toe Angle _____ °

Sway Bar _____ mm

Droop _____ mm

Shock Length _____ mm

0°
2°
4°

Front Shocks

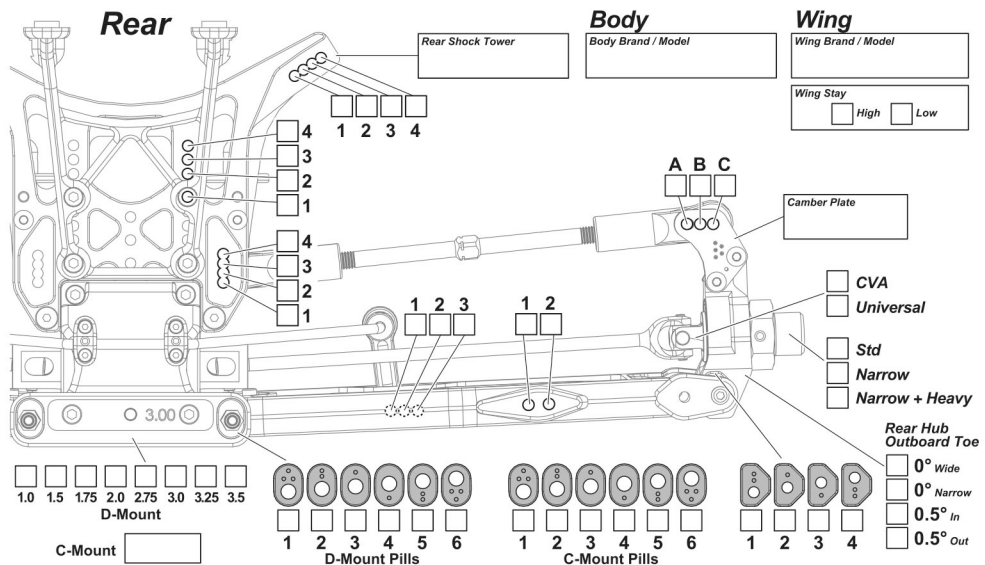
Oil weight

Piston _____ wt

Bladder _____ mm

Spring

Notes



Ride Height _____ mm

Camber Angle _____ °

Toe Angle _____ °

Sway Bar _____ mm

Droop _____ mm

Shock Length _____ mm

0° Wide
0° Narrow
0.5° In
0.5° Out

Rear Shocks

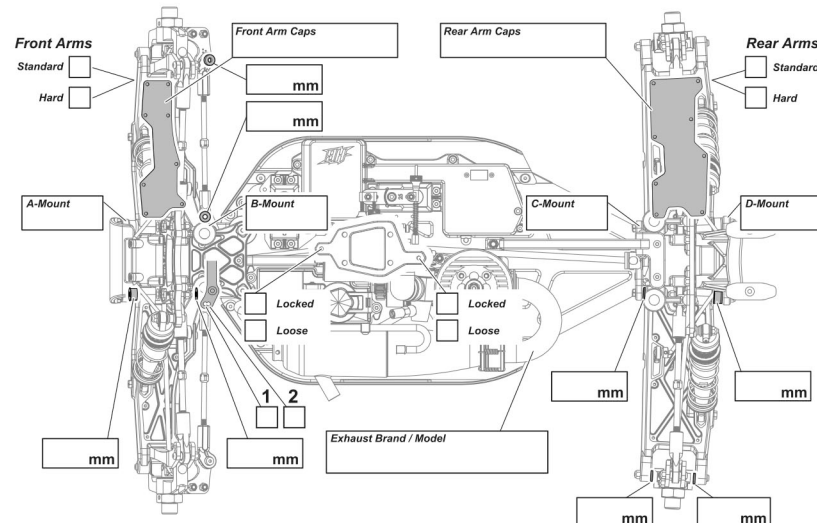
Oil weight

Piston _____ wt

Bladder _____ mm

Spring

Notes



Engine

Brand

Spur gear

Clutch Bell

Clutch Shoes

Clutch Springs

Glow Plug

Glow Fuel

Tires

Front

Rear

Brand

Compound

Insert

Wheel

Notes

Diff Oils

Brand

Oil Weight / Grade

Front

Center

Rear

Notes