

Driver

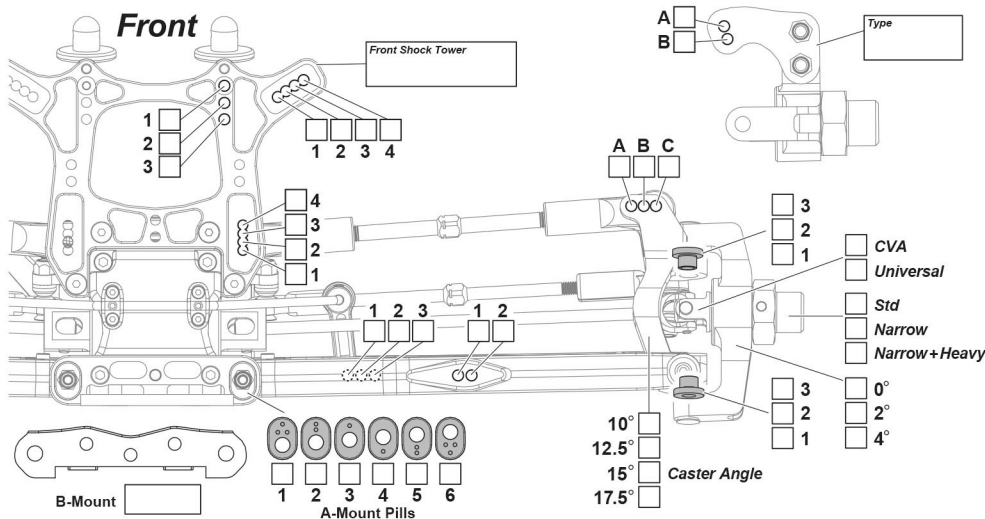
Date

Track

Event

Track Condition

Temperature



Ride Height \_\_\_\_\_ mm

Camber Angle \_\_\_\_\_ °

Toe Angle \_\_\_\_\_ °

Sway Bar \_\_\_\_\_ mm

Droop \_\_\_\_\_ mm

Shock Length \_\_\_\_\_ mm

## Front Shocks

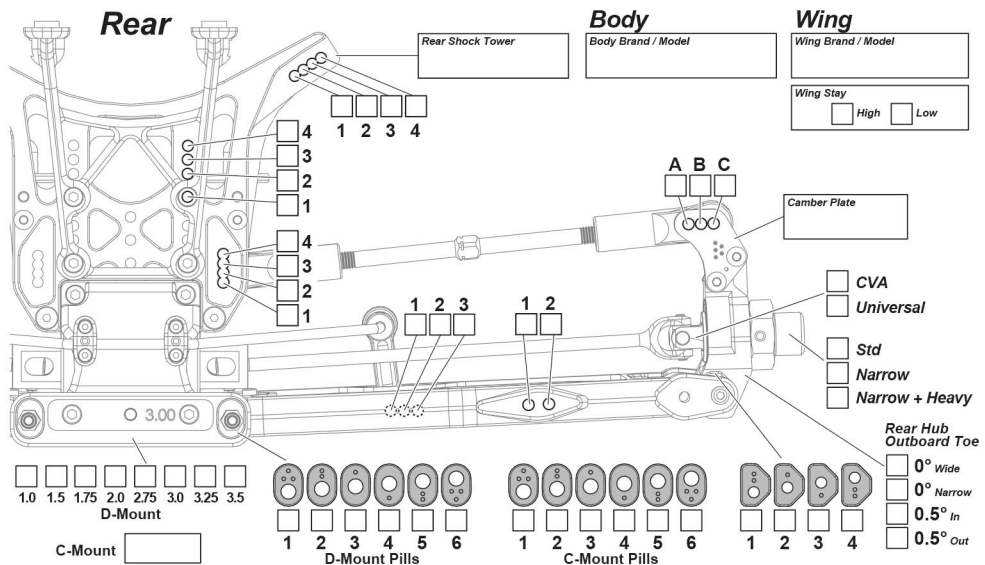
Oil weight

Piston \_\_\_\_\_ wt

Bladder \_\_\_\_\_ mm

Spring

Notes



Ride Height \_\_\_\_\_ mm

Camber Angle \_\_\_\_\_ °

Toe Angle \_\_\_\_\_ °

Sway Bar \_\_\_\_\_ mm

Droop \_\_\_\_\_ mm

Shock Length \_\_\_\_\_ mm

## Rear Shocks

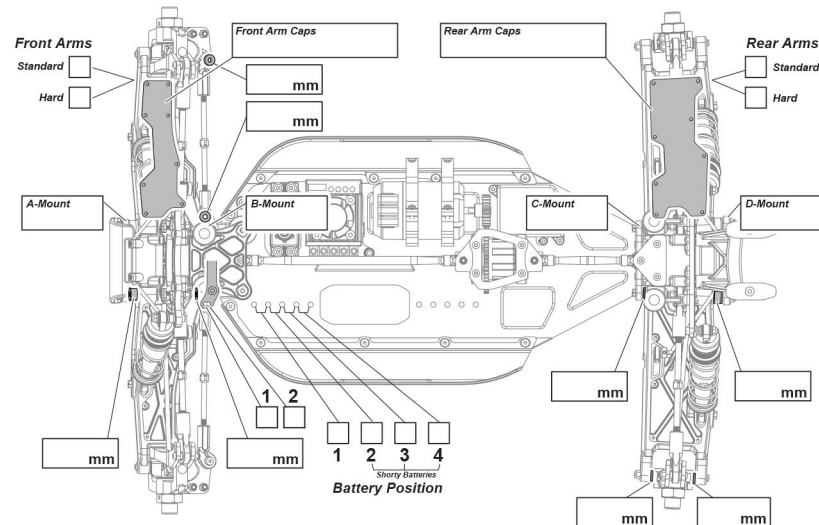
Oil weight

Piston \_\_\_\_\_ wt

Bladder \_\_\_\_\_ mm

Spring

Notes



## Motor

Brand / Model

Spur gear

Pinion Gear

## Battery

Brand / Model

## ESC

Brand / Model

## Tires

Brand

Compound

Insert

Wheel

Notes

Front Rear

## Diff Oils

Front

Center

Rear

Brand

Oil

Notes